




YOUR RELIABLE
PARTNER FOR
SOLAR ENERGY
SINCE 1992



EMMVEE CRAFTING SMART AND ADVANCED SOLAR ENERGY SOLUTIONS



TITANIUM BLACK

N-TYPE MONOFACIAL GLASS TO BLACK BACK SHEET MODULE



Committed to Quality, Punctuality, and Customer Support since 1992.



Over 15 Years of Sustainable Power with Photovoltaic Modules, New High WP Modules United with Quality and Efficiency



With presence in Green Energy Projects Across the Globe



Our Mission: Delivering Clean, Reliable Energy while Reducing Carbon Footprint through wide range of Residential and Commercial Solar Offerings.

144 HALF CUT CELL N-TYPE TOPCON MONOFACIAL GLASS TO BLACK BACK SHEET MODULE

TECHNICAL SPECIFICATION

Electrical data at 1000W/m², 25°C and A.M1.5 (STC in accordance with IEC 60904-3)

Model Name	E560HCM144-BT	E565HCM144-BT	E570HCM144-BT	E575HCM144-BT	E580HCM144-BT
Rated Power at STC	560	565	570	575	580
Power Tolerance	+5W	+5W	+5W	+5W	+5W
Module Efficiency at STC	21.68%	21.87%	22.07%	22.26%	22.45%
Open Circuit Voltage-VOC(Volts)(±10%)	50.67	50.87	51.07	51.27	51.47
Short Circuit Current-ISC (AMPS)(±10%)	14.13	14.19	14.25	14.31	14.37
Max Power Voltage-VPM(Volts)	41.95	42.14	42.29	42.44	42.59
Max Power Current-IPM (AMPS)	13.35	13.41	13.48	13.55	13.62

At low irradiance (200W/M², 25°C and AM1.5) the module yields at least 95% of the STC efficiency.

Test uncertainty for Pmax ±3%

Permissible Operating Conditions

Operating Temperature Range	-40° C TO 85° C
Max.system Voltage	1500V DC
Maximum Snow Load Capacity	5400PA
Maximum wind load capacity	2400PA
Resistance Against Hail	MaxØ24mm With Impact Speed of 83km/h
Protection Class Against Electrical Shock	II
Maximum Reverse Current	30A

Thermal Data

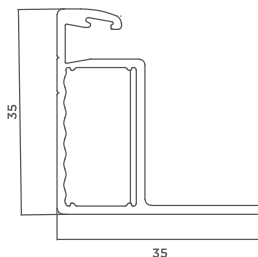
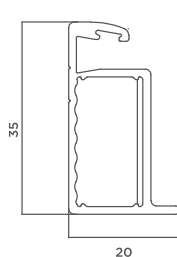
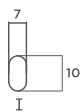
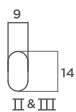
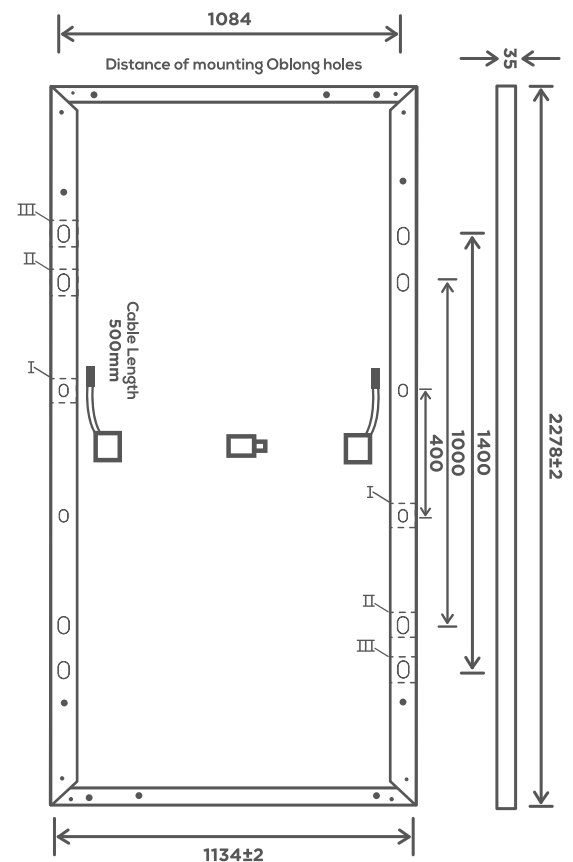
Temp. Coefficient Open-circuit Voltage	-0.25%/°C
Temp. Coefficient Short Circuit Current	0.045%/°C
Temp. Coefficient Rated Power	-0.29%/°C
NOCT (Normal operating cell temperature)	45°C ±2°C

Mechanical Data

Number of Cells and Cell Type	144 TOPCon Solar Cells (182mm X 91mm)
Dimensions: (L X W X H)	2278 mm X 1134 mm X 35 mm
Frame	Black
Weight	26 kg
Front Glass	3.2 mm High Transmission, Solar Glass
Embedding	EVA/POE/EPE
Back Sheet	Black Back sheet
Junction Box	3 Split Junction Box IP68
Number of Bypass Diodes	3
Cables	4mm ² Solar Cables, Length 500±10mm
Connectors	MC4 Compatible

Warranty

Product Warranty	12 years
Performance Warranty	25 years



1ST YEAR DEGRADATION 1.0%

YEAR 2-25 POWER DEGRADATION 0.40%

END OF 25 YEARS 89.40%

132 HALF CUT CELL N-TYPE TOPCON MONOFACIAL GLASS TO BLACK BACK SHEET MODULE

TECHNICAL SPECIFICATION

Electrical data at 1000W/m², 25°C and A.M1.5 (STC in accordance with IEC 60904-3)

Model Name	E510HCM132-BT	E515HCM132-BT	E520HCM132-BT	E525HCM132-BT	E530HCM132-BT
Rated Power at STC	510	515	520	525	530
Power Tolerance	+5W	+5W	+5W	+5W	+5W
Module Efficiency at STC	21.45%	21.66%	21.87%	22.08%	22.29%
Open Circuit Voltage-VOC(Volts)(±10%)	46.98	47.04	47.19	47.34	47.49
Short Circuit Current-ISC (AMPS)(±10%)	13.71	13.77	13.84	13.9	13.99
Max Power Voltage-VPM(Volts)	39.24	39.47	39.65	39.84	39.97
Max Power Current-IPM (AMPS)	13	13.05	13.12	13.18	13.27

At low irradiance (200W/M², 25°C and AM1.5) the module yields at least 95% of the STC efficiency.

Test uncertainty for Pmax ±3%

Permissible Operating Conditions

Operating Temperature Range	-40° C TO 85° C
Max.system Voltage	1500V DC
Maximum Snow Load Capacity	5400PA
Maximum wind load capacity	2400PA
Resistance Against Hail	MaxØ24mm With Impact Speed of 83km/h
Protection Class Against Electrical Shock	II
Maximum Reverse Current	30A

Thermal Data

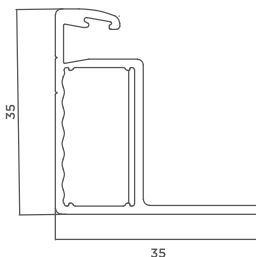
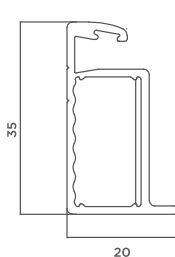
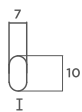
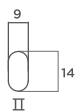
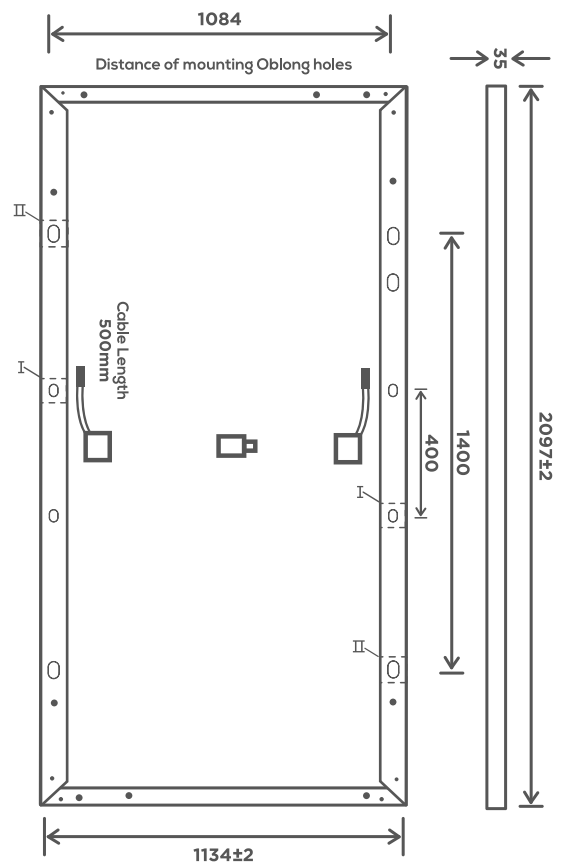
Temp. Coefficient Open-circuit Voltage	-0.25%/°C
Temp. Coefficient Short Circuit Current	0.045%/°C
Temp. Coefficient Rated Power	-0.29%/°C
NOCT (Normal operating cell temperature)	45°C ±2°C

Mechanical Data

Number of Cells and Cell Type	132 TOPCon Solar Cells (182mm X 91mm)
Dimensions: (L X W X H)	2097 mm X 1134 mm X 35 mm
Frame	Black
Weight	25 kg
Front Glass	3.2 mm High Transmission, Solar Glass
Embedding	EVA/POE/EPE
Back Sheet	Black Back sheet
Junction Box	3 Split Junction Box IP68
Number of Bypass Diodes	3
Cables	4mm ² Solar Cables, Length 500±10mm
Connectors	MC4 Compatible

Warranty

Product Warranty	12 years
Performance Warranty	25 years



1ST YEAR DEGRADATION 1.0%

YEAR 2-25 POWER DEGRADATION 0.40%

END OF 25 YEARS 89.40%

120 HALF CUT CELL N-TYPE TOPCON MONOFACIAL GLASS TO BLACK BACK SHEET MODULE

TECHNICAL SPECIFICATION

Electrical data at 1000W/m², 25°C and A.M1.5 (STC in accordance with IEC 60904-3)

Model Name	E460HCMW120-T	E465HCM120-BT	E470HCM120-BT	E475HCM120-BT	E480HCM120-BT
Rated Power at STC	460	465	470	475	480
Power Tolerance	+5W	+5W	+5W	+5W	+5W
Module Efficiency at STC	21.20%	21.44%	21.66%	21.90%	22.13%
Open Circuit Voltage-VOC(Volts)(±10%)	42.52	42.68	42.82	43.01	43.18
Short Circuit Current-ISC (AMPS)(±10%)	13.67	13.74	13.81	13.88	13.94
Max Power Voltage-VPM(Volts)	35.49	35.74	35.91	36.12	36.34
Max Power Current-IPM (AMPS)	12.97	13.02	13.09	13.15	13.21

At low irradiance (200W/M², 25°C and AM1.5) the module yields at least 95% of the STC efficiency.

Test uncertainty for Pmax ±3%

Permissible Operating Conditions

Operating Temperature Range	-40° C TO 85° C
Max.system Voltage	1500V DC
Maximum Snow Load Capacity	5400PA
Maximum wind load capacity	2400PA
Resistance Against Hail	MaxØ24mm With Impact Speed of 83km/h
Protection Class Against Electrical Shock	II
Maximum Reverse Current	30A

Thermal Data

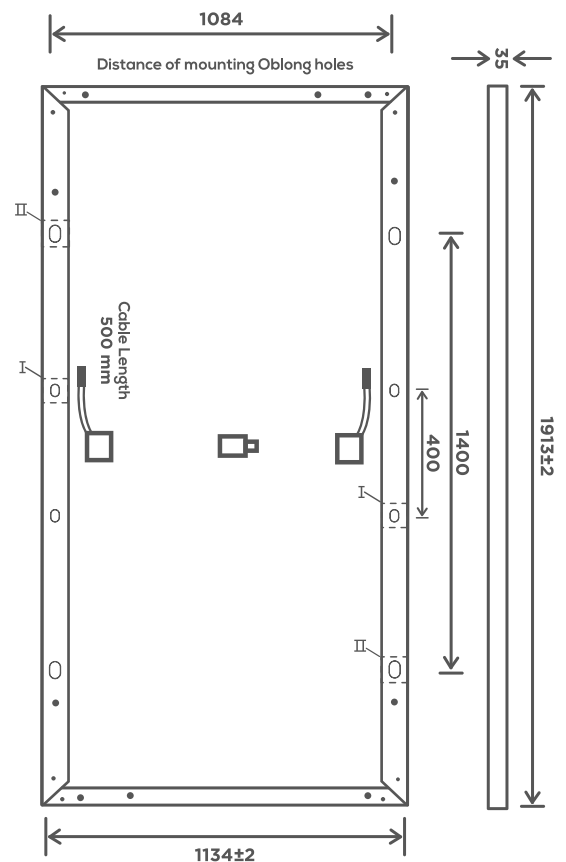
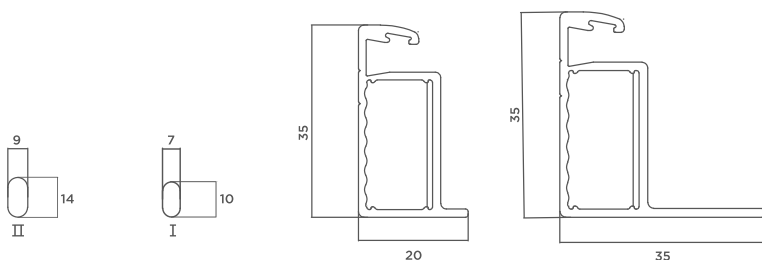
Temp. Coefficient Open-circuit Voltage	-0.25%/°C
Temp. Coefficient Short Circuit Current	0.045%/°C
Temp. Coefficient Rated Power	-0.29%/°C
NOCT (Normal operating cell temperature)	45° C ±2°C

Mechanical Data

Number of Cells and Cell Type	120 TOPCon Solar Cells (182mm X 91mm)
Dimensions: (L X W X H)	1913 mm X 1134 mm X 35 mm
Frame	Black
Weight	24 kg
Front Glass	3.2 mm High Transmission, Solar Glass
Embedding	EVA/POE/EPE
Back Sheet	Black Back sheet
Junction Box	3 Split Junction Box IP68
Number of Bypass Diodes	3
Cables	4mm ² Solar Cables, Length 500±10mm
Connectors	MC4 Compatible

Warranty

Product Warranty	12 years
Performance Warranty	25 years



1ST YEAR DEGRADATION 1.0%

YEAR 2-25 POWER DEGRADATION 0.40%

END OF 25 YEARS 89.40%

108 HALF CUT CELL N-TYPE TOPCON MONOFACIAL GLASSTO BLACK BACK SHEET MODULE

TECHNICAL SPECIFICATION

Electrical data at 1000W/m², 25°C and A.M1.5 (STC in accordance with IEC 60904-3)

Model Name	E415HCM108-BT	E420HCM108-BT	E425HCM108-BT	E430HCM108-BT	E435HCM108-BT
Rated Power at STC	415	420	425	430	435
Power Tolerance	+5W	+5W	+5W	+5W	+5W
Module Efficiency at STC	21.28%	21.53%	21.79%	22.05%	22.30%
Open Circuit Voltage-VOC(Volts)(±10%)	38.35	38.5	38.64	38.9	39.06
Short Circuit Current-ISC (AMPS)(±10%)	13.65	13.73	13.78	13.83	13.91
Max Power Voltage-VPM(Volts)	31.95	32.16	32.39	32.6	32.84
Max Power Current-IPM (AMPS)	12.99	13.09	13.13	13.20	13.26

At low irradiance (200W/M², 25°C and AM1.5) the module yields at least 95% of the STC efficiency.

Test uncertainty for Pmax ±3%

Permissible Operating Conditions

Operating Temperature Range	-40° C TO 85° C
Max.system Voltage	1500V DC
Maximum Snow Load Capacity	5400PA
Maximum wind load capacity	2400PA
Resistance Against Hail	MaxØ24mm With Impact Speed of 83km/h
Protection Class Against Electrical Shock	II
Maximum Reverse Current	30A

Thermal Data

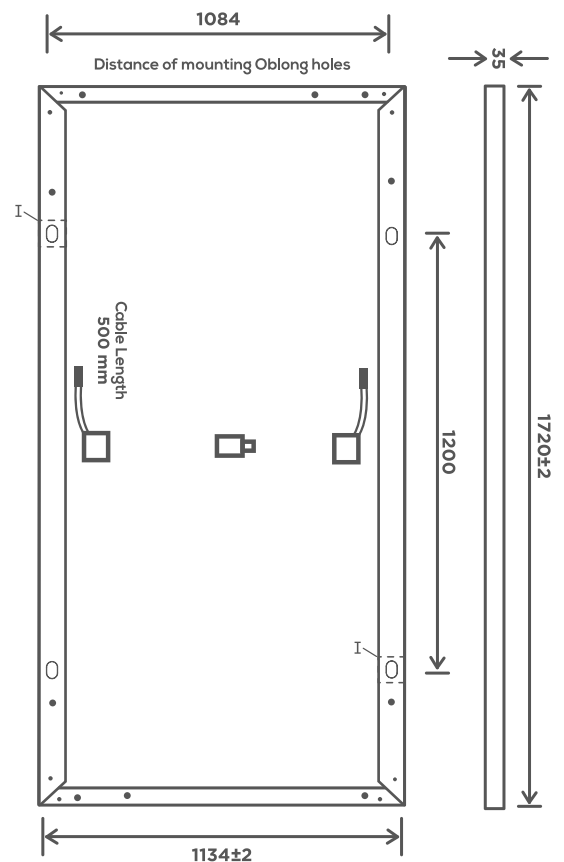
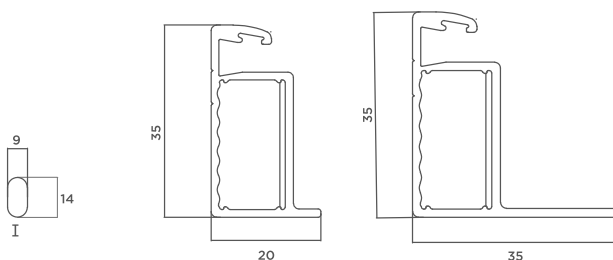
Temp. Coefficient Open-circuit Voltage	-0.25%/°C
Temp. Coefficient Short Circuit Current	0.045%/°C
Temp. Coefficient Rated Power	-0.29%/°C
NOCT (Normal operating cell temperature)	45° C ±2°C

Mechanical Data

Number of Cells and Cell Type	108 TOPCon Solar Cells (182mm X 91mm)
Dimensions: (L X W X H)	1720 mm X 1134 mm X 35 mm
Frame	Black
Weight	20 kg
Front Glass	3.2 mm High Transmission, Solar Glass
Embedding	EVA/POE/EPE
Back Sheet	Black Back sheet
Junction Box	3 Split Junction Box IP68
Number of Bypass Diodes	3
Cables	4mm ² Solar Cables, Length 500±10mm
Connectors	MC4 Compatible

Warranty

Product Warranty	12 years
Performance Warranty	25 years

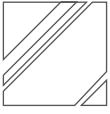


1ST YEAR DEGRADATION 1.0%

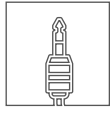
YEAR 2-25 POWER DEGRADATION 0.40%

END OF 25 YEARS 89.40%

FEATURES




AR Coated High Transmission Glass



MC4 Compatible Connectors



PID Resistance



Anodised Aluminium Frame

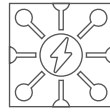


Snow Load Resistance upto 5400 Pa

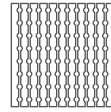
BENEFITS



Low LCOE, Faster Payback Period



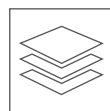
Best In Class Efficiency upto 23%



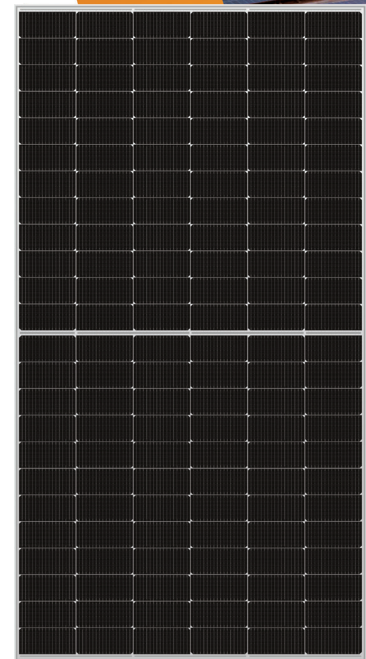
Multi-Bus Bar Technology for Better Current Collection



Lowest Guaranteed First Year and Annual Degradation



Well-Composed Components Stress to Reduce Micro Cracks



	<p>IEC 61215 IEC 61730 Regular Production Surveillance</p>	<p>Salt Mist Resistance Regular Production Surveillance</p>	<p>Ammonia Resistance Regular Production Surveillance</p>		<p>ISO 9001 - ISO 14001 OHSAS 45000</p>	<p>IEC 61215 IEC 61730 (P1 & P2)</p>		
--	--	---	---	--	---	--	--	--

*Product under testing at TUV for IEC standards.



Corporate Office: No. 13/1, International Airport Road, Bettahalasur Post, Bengaluru-562 157, India

Phone: +91 80 2217 4328, +91 80 2217 4333 | info@emmvee.in | www.emmvee.com

(An ISO 9001:2015, ISO 14001:2015 & OHSAS 45000:2018 Certified Company)