




YOUR RELIABLE  
PARTNER FOR  
SOLAR ENERGY  
SINCE 1992



# EMMVEE CRAFTING SMART AND ADVANCED SOLAR ENERGY SOLUTIONS



## QUARTZ

### Monoperc Transparent Back Sheet Module



Committed to Quality, Punctuality, and Customer Support since 1992.



Over 15 Years of Sustainable Power with Photovoltaic Modules, New High WP Modules United with Quality and Efficiency



With presence in Green Energy Projects Across the Globe.



Our Mission: Delivering Clean, Reliable Energy while Reducing Carbon Footprint through wide range of Residential and Commercial Solar Offerings.

# 132 HALF CUT CELL MONOPERC TRANSPARENT BACK SHEET MODULE

## TECHNICAL SPECIFICATION

Electrical data at 1000W/m<sup>2</sup>, 25°C and A.M1.5 (STC in accordance with IEC 60904-3)

Model Name	E485HCBT132	E490HCBT132	E495HCBT132	E500HCBT132
Rated Power at STC	485	490	495	500
Power Tolerance	+5W	+5W	+5W	+5W
Model Efficiency at STC	20.40%	20.61%	20.82%	21.03%
Open Circuit Voltage – VOC (Volts) (±10%)	44.43	44.65	44.79	44.92
Short Circuit Current – ISC (Amps) (±10%)	13.00	13.09	13.15	13.24
Max Power Voltage – VPM (Volts)	38.81	38.94	39.14	39.27
Max Power Current – IPM (Amps)	12.50	12.59	12.65	12.74

At low irradiance (200W/M<sup>2</sup>, 25°C and AM1.5) the module yields at least 95% of the STC efficiency.

Test uncertainty for Pmax ±3%

### Permissible Operating Conditions

Operating Temperature Range	-40° C TO 85° C
Max.system Voltage	1500V DC
Maximum Snow Load Capacity	5400PA
Resistance Against Hail	Max Ø24mm with Impact Speed of 83km/h
Protection Class Against Electrical Shock	II
Maximum Reverse Current	25 A
Bifaciality	70 ± 5%

### Thermal Data

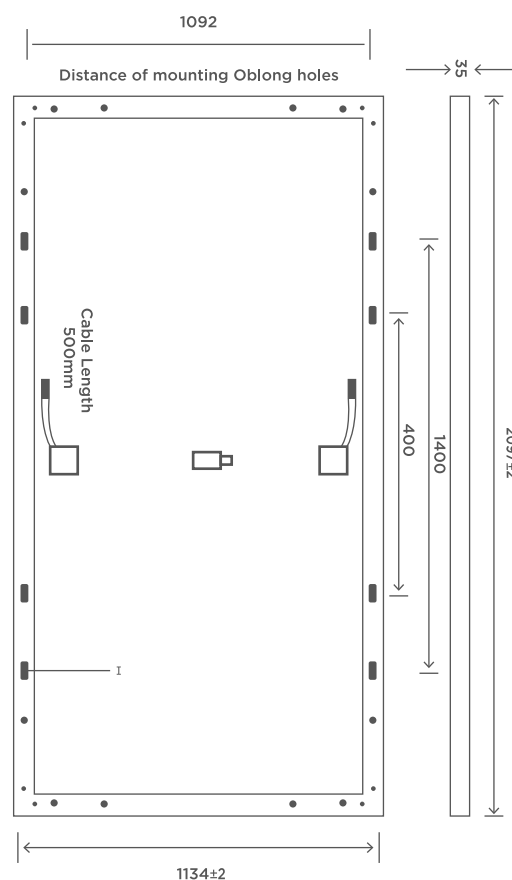
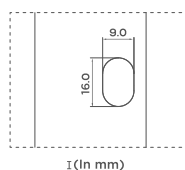
Temp. Coefficient Open-circuit Voltage	-0.28%/°C
Temp. Coefficient Short Circuit Current	0.05%/°C
Temp. Coefficient Rated Power	-0.35%/°C
NOCT (Normal operating cell temperature)	45° C ±2° C

### Mechanical Data

Number of Cells and Cell Type	132 Monoperc Bi-Facial Solar Cells (182mm X 91mm)
Dimensions: (L X W X H)	2097 mm X 1134 mm X 35 mm
Weight	25 Kg
Front Glass	3.2 mm High Transmission, Solar Glass
Embedding	EVA
Back Sheet	Transparent Back Sheet
Junction Box	3 Split Junction Box IP68
Number of Bypass Diodes	3
Cables	4mm <sup>2</sup> Solar Cables, Length 500±10mm
Connectors	MC4 Compatible
Application Class	A

### Warranty

Product Warranty	12 years
Performance Warranty	25 years



1ST YEAR DEGRADATION <2.0%

YEAR 2-25 POWER DEGRADATION <0.55%

END OF 25 YEARS <84.8%

# 120 HALF CUT CELL MONOPERC TRANSPARENT BACK SHEET MODULE

## TECHNICAL SPECIFICATION

Electrical data at 1000W/m<sup>2</sup>, 25°C and A.M1.5 (STC in accordance with IEC 60904-3)

Model Name	E440HCBT120	E445HCBT120	E450HCBT120
Rated Power at STC	440	445	450
Power Tolerance	+5W	+5W	+5W
Model Efficiency at STC	20.28%	20.51%	20.74%
Open Circuit Voltage – VOC (Volts) (±10%)	41.44	41.46	41.56
Short Circuit Current – ISC (Amps) (±10%)	13.55	13.75	13.81
Max Power Voltage – VPM (Volts)	34.21	34.28	34.31
Max Power Current – IPM (Amps)	12.87	12.99	13.12

At low irradiance (200W/M<sup>2</sup>, 25°C and AM1.5) the module yields at least 95% of the STC efficiency.

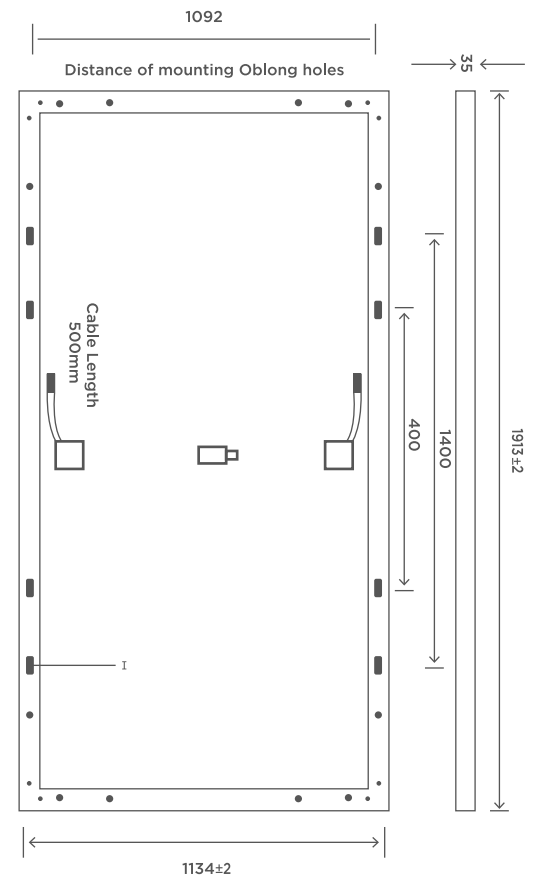
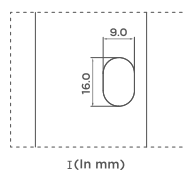
Test uncertainty for Pmax ±3%

Permissible Operating Conditions	
Operating Temperature Range	-40° C TO 85° C
Max.system Voltage	1500V DC
Maximum Snow Load Capacity	5400PA
Resistance Against Hail	Max Ø24mm with Impact Speed of 83km/h
Protection Class Against Electrical Shock	II
Maximum Reverse Current	25 A
Bifaciality	70 ± 5%

Thermal Data	
Temp. Coefficient Open-circuit Voltage	-0.28%/°C
Temp. Coefficient Short Circuit Current	0.05%/°C
Temp. Coefficient Rated Power	-0.35%/°C
NOCT (Normal operating cell temperature)	45° C ±2° C

Mechanical Data	
Number of Cells and Cell Type	120 Monoperc Bi-Facial Solar Cells (182mm X 91mm)
Dimensions: (L X W X H)	1913 mm X 1134 mm X 35 mm
Weight	24 Kg
Front Glass	3.2 mm High Transmission, Solar Glass
Embedding	EVA
Back Sheet	Transparent Back Sheet
Junction Box	3 Split Junction Box IP68
Number of Bypass Diodes	3
Cables	4mm <sup>2</sup> Solar Cables, Length 500±10mm
Connectors	MC4 Compatible
Application Class	A

Warranty	
Product Warranty	12 years
Performance Warranty	25 years



1ST YEAR DEGRADATION <2.0%

YEAR 2-25 POWER DEGRADATION <0.55%

END OF 25 YEARS <84.8%

# 108 HALF CUT CELL MONOPERC TRANSPARENT BACK SHEET MODULE

## TECHNICAL SPECIFICATION

Electrical data at 1000W/m<sup>2</sup>, 25°C and A.M1.5 (STC in accordance with IEC 60904-3)

Model Name	E395HCBT108	E400HCBT108	E405HCBT108
Rated Power at STC	395	400	405
Power Tolerance	+5W	+5W	+5W
Model Efficiency at STC	20.25%	20.51%	20.76%
Open Circuit Voltage – VOC (Volts) (±10%)	36.34	36.61	36.77
Short Circuit Current – ISC (Amps) (±10%)	13.15	13.21	13.24
Max Power Voltage – VPM (Volts)	31.54	31.81	32.13
Max Power Current – IPM (Amps)	12.53	12.58	12.61

At low irradiance (200W/M<sup>2</sup>, 25°C and AM1.5) the module yields at least 95% of the STC efficiency.

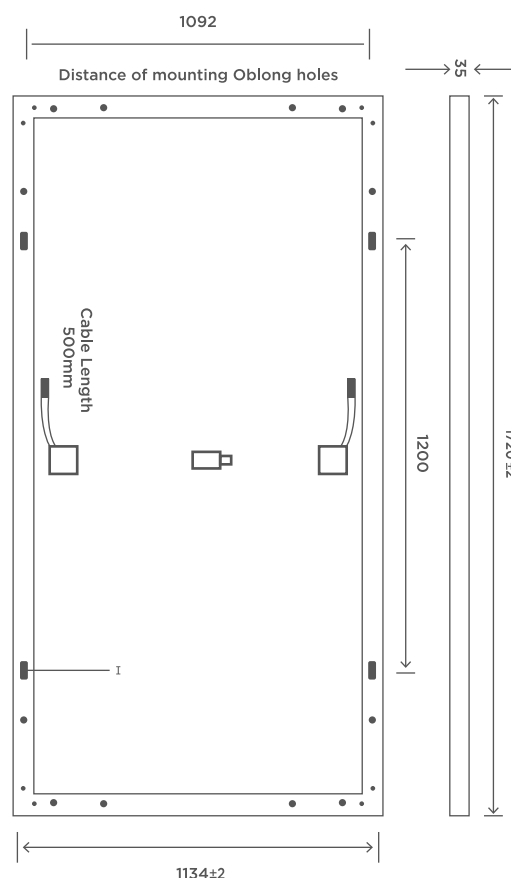
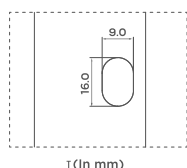
Test uncertainty for Pmax ±3%

Permissible Operating Conditions	
Operating Temperature Range	-40° C TO 85° C
Max.system Voltage	1500V DC
Maximum Snow Load Capacity	5400PA
Resistance Against Hail	Max Ø24mm with Impact Speed of 83km/h
Protection Class Against Electrical Shock	II
Maximum Reverse Current	25 A
Bifaciality	70 ± 5%

Thermal Data	
Temp. Coefficient Open-circuit Voltage	-0.28%/°C
Temp. Coefficient Short Circuit Current	0.05%/°C
Temp. Coefficient Rated Power	-0.35%/°C
NOCT (Normal operating cell temperature)	45° C ±2° C

Mechanical Data	
Number of Cells and Cell Type	108 Monoperc Bi-Facial Solar Cells (182mm X 91mm)
Dimensions: (L X W X H)	1720mm X 1134 mm X 35 mm
Weight	20 Kg
Front Glass	3.2 mm High Transmission, Solar Glass
Embedding	EVA
Back Sheet	Transparent Back Sheet
Junction Box	3 Split Junction Box IP68
Number of Bypass Diodes	3
Cables	4mm <sup>2</sup> Solar Cables, Length 500±10mm
Connectors	MC4 Compatible
Application Class	A

Warranty	
Product Warranty	12 years
Performance Warranty	25 years

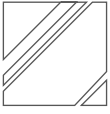


1ST YEAR DEGRADATION <2.0%

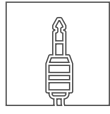
YEAR 2-25 POWER DEGRADATION <0.55%

END OF 25 YEARS <84.8%

# FEATURES



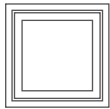
AR Coated High Transmission Glass



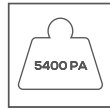
MC4 Compatible Connectors



PID Resistance



Anodised Aluminium Frame

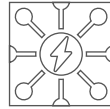


Snow Load Resistance upto 5400 Pa

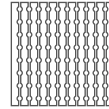
# BENEFITS



Low LCOE, Faster Payback Period



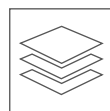
Best In Class Efficiency upto 21.5%




Multi-Bus Bar Technology for Better Current Collection



Lowest Guaranteed First Year and Annual Degradation



Well-Composed Components Stress to Reduce Micro Cracks



	<p>IEC 61215 IEC 61730 Regular Production Surveillance www.tuv.com ID: 1111257603</p>	<p>Salt Mist Resistance Regular Production Surveillance www.tuv.com ID: 1111219643</p>	<p>Ammonia Resistance Regular Production Surveillance www.tuv.com ID: 1111219645</p>		<p>ISO 9001 - ISO 14001 DNV642-45000</p>			
--	---	--	--	--	--	--	--	--

\*Product under testing at TUV for IEC standards.



**Corporate Office:** No. 13/1, International Airport Road, Bettahalsur Post, Bengaluru-562 157, India

**Phone:** +91 80 2217 4328, +91 80 2217 4333 | info@emmvee.in | www.emmvee.com

(An ISO 9001:2015, ISO 14001:2015 & OHSAS 45000:2018 Certified Company)